

Mobile MEDICAL CARTS

MADE
IN THE **USA**



COOPERWORKS
INDUSTRIES

Choose many options to customize your Mobile MEDICAL CART.

It's as easy as 1-2-3-4!

1 Pick a Material



White or Gray Laminate

Durable thermal-fused white or gray laminate is on 3/4" thick high-density engineered wood



Aluminum Laminate

Brushed aluminum high-pressure laminate is a cost effective way to get the appearance of stainless steel at a lower price



Stainless Steel

Fully welded corrosion resistant, hygienic, maintenance free, heavy duty type 304 stainless steel

2 Pick a Model

Short Mobile Carts 36" Tall

* See Next Page for Tops



CWLC SW245836

Dimensions:

Overall: 36" tall x 57 7/8" wide x 23 3/4" deep
 Cabinet: 29 7/8" tall x 53 7/8" wide x 18 5/8" deep

Picture above is a wide gray laminate cart with tambour doors, bow handles, cam locks, vinyl anti-roll top, and a *5th wheel for stability



CWLC SM314036

Dimensions:

Overall: 36" tall x 40 1/2" wide x 31 1/8" deep
 Cabinet: 29 7/8" tall x 36 1/2" wide x 26 1/2" deep

Picture above is a medium width gray laminate cart with glass doors, vinyl anti-roll top, and wire pulls



CWLC SN312436

Dimensions:

Overall: 36" tall x 23 3/8" wide x 31 1/8" deep
 Cabinet: 29 7/8" tall x 18" wide x 26 1/2" deep

Picture above is a narrow white laminate cart with solid door, vinyl anti-roll top, and a wire pull

Tall Mobile Carts 78" Tall



CWLCTW245878

Dimensions:

Overall: 78" tall x 57 7/8" wide x 23 3/4" deep
Cabinet: 71 7/8" tall x 53 7/8" wide x 18 5/8" deep

Picture above is a wide gray laminate cart with tambour doors, bow handles, cam locks, and a *5th wheel for stability



CWLCTM314078

Dimensions:

Overall: 78" tall x 40 1/2" wide x 31 1/8" deep
Cabinet: 71 7/8" tall x 36 1/2" wide x 26 1/2" deep

Picture above is a medium width stainless steel cart with glass doors, flat handles, and a digital e-lock




CWLCTN312478

Dimensions:


Overall: 78" tall x 23 3/8" wide x 31 1/8" deep
Cabinet: 71 7/8" tall x 18" wide x 26 1/2" deep

Picture above is a narrow aluminum laminate cart with tambour door, bow handle, and a cam lock


Orientation of Trays & Baskets



Wide Cart




Medium Width Cart



Narrow Cart

* Tops for Short Mobile Carts



Anti-roll edge top on stainless steel short mobile carts



Anti-roll edge vinyl top on laminate and aluminum laminate short mobile carts

* 5th Wheel and Bumper Moulding



With the addition of a 5th wheel in the center of the wide mobile cart, stability, longevity and maneuverability are drastically increased. The bumper moulding on the 1 1/4" base of all the laminate carts add durability.

3 Pick a Door Style



Solid

Solid doors provide the best security. They are strong and more tamper resistant.



Glass

Glass doors give you the accessibility of seeing what is in your cart without opening the doors.



Tambour

Tambour doors slide open and save space as the doors roll up. You do not have to allow for the doors to swing open.

Door Accessories

Door Pulls



Wire Pull



Antimicrobial
Copper Pull



Flat Pull



Bow Pull

Locks



Cam Lock



Digital E-Lock

Magnetic Catches



Glass and solid doors come with magnetic catches.

Mobile MEDICAL CARTS

4 Pick Interior Accessories

ABS Trays & Baskets

40x60 Clear ISO Models



5cm TRAY - MMT054060

SHORT DIVIDER - MMDO540
LONG DIVIDER - MMDO560



10cm TRAY - MMT104060

SHORT DIVIDER - MMD1040
LONG DIVIDER - MMD1060



20cm TRAY - MMT204060

SHORT DIVIDER - MMD2040
LONG DIVIDER - MMD2060



10cm TRAY - MMT104060ND

(NOT DIVIDABLE)
* LID - L4060



10cm BASKET - MMB104060

SHORT DIVIDER - MMD1040
LONG DIVIDER - MMD1060



20cm BASKET - MMB204060

SHORT DIVIDER - MMD2040
LONG DIVIDER - MMD2060


* Lids fit trays of 10cm and 20cm high only

Stainless Steel Shelf with Slide-out Catheter Racks

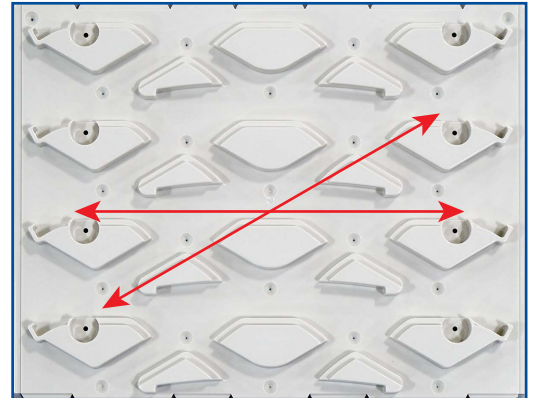


Available on all models of carts

Interior Storage Panels




Deep Board for Medium Width and Narrow Carts



Shallow Board for Wide Carts

Trays and Baskets can be stored both diagonally and horizontally.



Phone: 618-503-9171
Toll Free: 877-302-7755
www.cooperworks.com

Cooperworks Industries, LLC
A Division of MAC Medical, Inc.
200 Admiral Weinel Blvd.
Columbia, Illinois 62236

Information regarding products is
subject to change without prior notice.

Creating unique spaces.